













**Boise Cascade**



**James Hardie**

**ACCESSORY CHECKLIST** 

	<p><b>1) CAULKING:</b></p> <ul style="list-style-type: none"> <li>•Use where siding products terminate against trim.</li> <li>•Sold in packs of 6. Manufactured by Geocel. Comes with resealable screw caps for extended use.</li> </ul>
	<p><b>2) TOUCH-UP KITS:</b></p> <ul style="list-style-type: none"> <li>•Touch up pens are for scratches, nicks, etc. Edge coater seals the cut edges of the board and also makes joints/seams less visible. For larger paint quantities contact a retail paint store.</li> <li>•Kit includes <b>4oz Edge Coater</b> and <b>2oz Touch-up Pen</b>. Available in all 20 colorplus colors.</li> </ul>
	<p><b>3) HardieWrap™:</b></p> <ul style="list-style-type: none"> <li>•MicroTech™ coating allows vapor to escape but holds out water and air. Engineered for Hardie products.</li> <li>•9'x150' rolls- 11mil thick</li> <li>•Hardie Seam Tape - 1-7/8"x165' rolls(sold separately)</li> </ul>
	<p><b>4) SturdiMount™ Mounting blocks:</b></p> <ul style="list-style-type: none"> <li>•Pre-painted to match trim colors, pre-flashed, nailing flange and paintable.</li> <li>•Available in: <b>Universal</b>(8 1/2"x11") for standard lights, dryer vents/ <b>Split</b> (6"x8/12") for spigots, gas lines, door bells/ <b>Receptical</b> (6"x8 1/2") for electrical boxes / <b>Oversized</b> (8 1/2"x15") for coach lights.</li> </ul>
	<p><b>5) Gecko Gauge™:</b></p> <ul style="list-style-type: none"> <li>•Hangs on previous board and also sets exact exposure. Hang Hardie with 1 person! Specifically made for the HZ5 beveled product and is mar-resistant. 48% faster than chalk lines. Also fits any toolbelt.</li> <li>• Sold in pairs of 2 per package. Model # is SA903B.4</li> </ul>
	<p><b>6) EZ Shear™ cutting tool:</b></p> <ul style="list-style-type: none"> <li>•"Guillotine" style cutter that produces a factory style edge, produces NO dust, can be used on scaffolding, needs NO electricity. Blade lasts 10,000 cuts.</li> <li>•Comes with sharpening stones. Adjustable arm for angle cuts sold separately.</li> </ul>
	<p><b>7) HardieBlades:</b></p> <ul style="list-style-type: none"> <li>•Hitachi™ 4 tooth diamond tip Hardie Blades generate less dust than traditional circular saw blades.</li> <li>•Hitachi™ Hardie Blades available in 7.25", 10"and 12" diameters.</li> </ul>
	<p><b>8) AlSCO™ Coil Stock:</b></p> <ul style="list-style-type: none"> <li>•Aluminum product made specifically to match the Colorplus line. Ideal to help meet all James Hardie flashing requirements such as roof, deck, step, window, door and drip edge.</li> <li>•24" x 50' rolls. Exact match on 9 colors. Accent color available for remaining colors.</li> </ul>
	<p><b>9) Fry Reglet™ Profiles:</b></p> <ul style="list-style-type: none"> <li>• This product is directed toward HardiePanel application. Product is aluminum and comes with a paintable chemical film or a clear anodized finish. 7-10 day lead time.</li> <li>•Available in:J channel, Inside/Outside corners, Vertical/Horizontal Extrusion, Drip Cap and Backing Strip.</li> </ul>
	<p><b>10) Tamlyn™ Profiles:</b></p> <ul style="list-style-type: none"> <li>•Tamlyn makes paintable coated aluminum products that are specifically designed for the James Hardie line. These include H-mold, T-mold, Vertical reveal, J- Mold, Z-Bar, corners as well as others.</li> <li>•7-10 day lead time.</li> </ul>